

## Microbial preservation plate

Microbial strain such as colon bacilli, yeasts can be preserved in a small space.

Product name	Microbial preservation plate
Cat. No.	176-231S、176-251S
Plate dimension	76.0×26.0×2.5mm
Sample cell	1 sample cells / plate
Preservation temperature	25°C ≤ (Freezing is recommended for long period preservation.)
Accessory	User Instruction

\* Read this user instruction carefully before use, and keep it reachable.

\* This product applies a patent of national university corporate Tokushima University.

Contact below for inquiries pertinent to the patent.

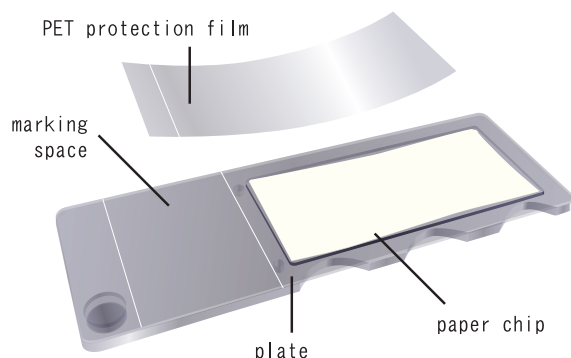
University of Tokushima IP office

Address: Minami-josanjima 2-1, Tokushima 770-8506, Japan.

TEL: +81-88-656-9817

## Preservation of Samples

### ① Check a protection film and a plate in the package.



\* Protective agent is spread on paper chips and it may appear as dot pattern but it does not affect the qualities.

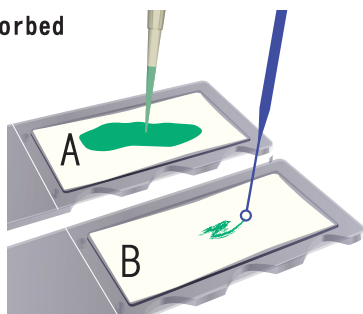
### ② Get your sample absorbed into paper chips

#### A. For a liquid sample

Up to max. 200 μL can be pipetted.

#### B. For a sample from agar

Pick microbial in colony from agar and spread on a paper chip.



### ③ Dry in room temperature

Dry the sample for at least 1 hour.


Reduced pressure drying is recommended.

\* Insufficient drying may result in faulty performance.

### ④ Seal with PET protection film

\* Make sure that the film is tightly applied.

Loose sealing may cause contamination.



### ⑤ Freeze for long period preservation.

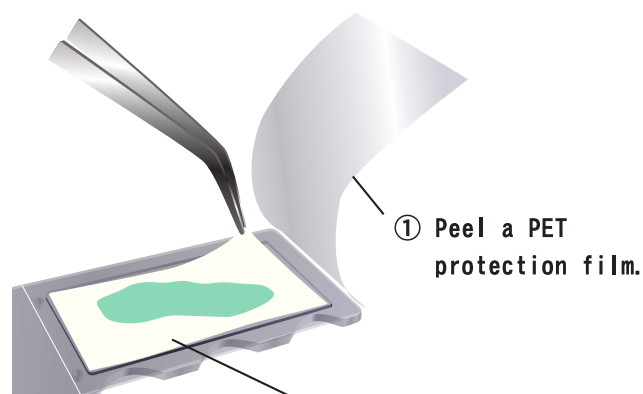
Bundle 2 plates with rubber band etc. in the way the film side of each plate faces to each other as film's tackiness may weaken while freezing.

Microbial's life in the plate may vary depending on type, purity and other conditions. Conduct half-life test on the sample where it is necessary.

## ⚠ Precautions

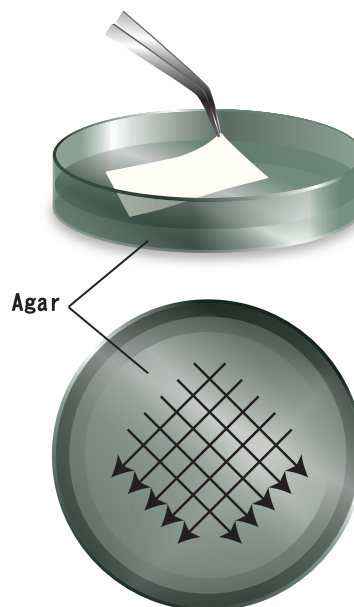
- Do not use this product for other purposes than study.
- Wear gloves and a mask when using this product.
- This product is a disposable. Do not use more than once.
- Do not autoclave this product.
- Keep this product away from high temperature and/or high humidity after it is unpackaged.
- Keep a sample that is sealed in this product away from light, dusts or high humidity condition.
- Preservation life may vary depending on purity or other storage conditions of the sample.
- Conduct half-life test to assess preservation life.  
[ half-life :  $t(1/2) = \ln 2 / \{ \ln(100) - \ln(\text{survival ratio after 1 month}) \}$  ]

## Extraction of Samples



① Peel a PET protection film.

② Take out a paper chip from a plate.



③ Rub the paper chip on agar.

Manufactured and sold by:

**FUKAEKASEI** CO., LTD.

Head Office: 2-2-7 Murotani, Nishi-ku, Kobe

651-2241, JAPAN

TEL +81-78-991-4477

FAX +81-78-991-4491

E-mail: [info@watson.co.jp](mailto:info@watson.co.jp)

<https://watsonbiolab.com>

Something Different.

**WATSON**<sup>®</sup> BIO LAB  
MADE IN JAPAN SINCE 1988